

PIRANHA

# IRONWORKER

SINGLE/DUAL OPERATOR/SINGLE END PUNCH ▲







## BUILT PIRANHA TOUGH

### SINGLE OPERATOR IRONWORKER

Piranha Ironworkers are precision machine tools designed with exceptional quality and innovative features to last Generations. Built in Rockford, IL and backed by Piranha Factory Engineering and Support. **MODEL: P-50 / P-65 / P-90 / P-110 / P-140**

### DUAL OPERATOR IRONWORKER

When two simultaneous operations are required (IE Punching and Shearing/Notching) the Piranha Dual Operators fit the bill. **MODEL: PII-88 / PII-140**

### SINGLE END PUNCH

Piranha Single End punches lead the way for applications that require deeper throats and more punching capability. **MODEL: SEP-120**

## GENUINE PIRANHA TOOLING

### HIGH QUALITY TOOLING

- ▲ Formulated to extend your tooling life
- ▲ Laser-engraved for easy identification
- ▲ Tuffskin tooling for extended tool life

### FAST DELIVERY

- ▲ Stock tooling ordered by 3pm CST ship same day
- ▲ Standard Non-stock tooling ordered by 11am CST ship within 48 hours

### SPECIAL TOOLING

- ▲ Piranha Engineers are on staff to design special tooling that may be unique to your operation. These may included gang punches, radius tools, dimples, etc. Use your imagination to determine what your ironworker can do for you.







**P-50**



**P-65**



**P-90  
P-110  
P-140**



**SEP-120**



**PII-88**



**PII-140**





# THE BEST TECHNOLOGY IN THE WORLD.

## EASE OF USE


### Conventional Ironworker:

Attachments and stations are at different heights. The height of a feed table requires manual adjustment for use with each station.

### Piranha Ironworker:

All attachments and stations are at the same height; No need to adjust the feed table height between stations.

See our virtual demonstration and more online at [piranhafab.com](http://piranhafab.com)



## 1 STRIPPING (PUNCH STATION)

**Piranha Ironworker:** Urethane strippers keep material flat; Shorter stroke and no adjustment necessary.

**Other Brands:** Fixed Stripper Plate needs adjustment for each material thickness; Requires extra stroke and finished part distorts.

## 2 HOLD-DOWNS (SHEARING)

**Piranha Ironworker:** Urethane hold-downs clamp and unclamp the material automatically with each stroke (fast); Parts remain clamped during the entire shearing cycle; Complete clamping promotes long blade life.

**Other Brands:** Fixed hold-down needs to be clamped/unclamped with each stroke; Material can shift while shearing. Inadequate clamping promotes short blade life.

## 3 VISIBILITY (SHEARING)

**Piranha Ironworker:** Easily line up a cut line to the shear blade.

**Other Brands:** Cannot see shear blade to line up a cut.

## 4 SHEAR BLADE

**Piranha Ironworker:** Low rake angle shear blade results in flatter parts; Piranha provides four shear edges on most blades.

**Other Brands:** High rake angle shear blade distorts the finished part; Most manufacturers provide only two blade edges.

## 5 ANGLE SHEAR

**Piranha Ironworker:** Floating upper blade seats in center of the angle eliminating distortion.

**Other Brands:** Fixed upper blade does not seat in center of angle causing the cut piece to deform.

## 6 COPER NOTCHER

**Piranha Ironworker:** Low rake angle blade keeps part flat and under control during notching.

**Other Brands:** High rake angle blade deforms and moves part while notching.

## 7 BENDING ATTACHMENT (OPTIONAL)


**Piranha Ironworker:** Attachment open ended allowing angle to be bent easily.

**Other Brands:** Attachment guided on two sides and must be center loaded. Cannot bend angle iron.

## 8 INSTALLING BENDING ATTACHMENT (OPTIONAL)

**Piranha Ironworker:** The dovetail slide makes the bending attachment easy to install. Standard on P-65, P-90, P-110, & P-140

**Other Brands:** Large, heavy attachment is awkward and time consuming to install.





# IRONWORKER ATTACHMENTS



**A**  
PIPE/TUBE NOTCHING ATTACHMENT



**B**  
CHANNEL DIE BLOCK




**C**  
BENDING ATTACHMENT



**D**  
28XX PUNCH ATTACHMENT



**E**  
PRESS BRAKE TOOLING HOLDERS



**F**  
QUICKSET GAUGING TABLES



**G**  
CHANNEL SHEAR



**H/I**  
MECHANICAL/ELECTRICAL BACK GAUGES



**J**  
1-1/2" OVERSIZE PUNCH ATTACHMENT



**K**  
ROLLER FEED TABLES

## PIRANHA TOOLING

### MAKING YOUR IRONWORKER EVEN BETTER.

We don't just stop at making an industry leading machine. We also manufacture our very own accessories and tooling, specifically designed to enhance the productivity of your ironworker. Below is a key indicating which accessories are available for each Piranha model.

**P-50 ATTACHMENTS**

A/B/C/D/F/H/I/J/K

**P-65 ATTACHMENTS**

A/B/C/D/E/F/G/H/I/J/K

**P-90 ATTACHMENTS**

A/B/C/D/E/F/G/H/I/K

**P-110/P-140 ATTACHMENTS**

A/B/C/D/E/F/G/H/I/K

**PII-88 ATTACHMENTS**

A/B/C/D/E/F/G/H/I/K

**PII-140 ATTACHMENTS**

A/B/C/D/E/F/G/H/I/K

# SPECS & CAPACITIES

Rated on Mild Steel (60,000) PSI Tensile Strength

	Throat Depth	Open Height	Stroke Length	Closed Height w/o Die Block	Platen Table Size (D-W)	Punch Hole Size (Max Material) Max Hole Size (Material)	Plate Shear	Angle Shear **W/Special Blade	Bar Shear Round (Min-Max) Square (Min-Max)		Coper-Notcher (Max)	Bending Attachment (Opt Length)	Punch End Strokes/Minute Opt Speed-Up Kit	Work Station Height (Approx)	Hydraulics Pump GPM System R/V PSI	Fluid Capacity (Gal)	Motor Std. 230/460 3Ph. 1800 RPM (Opt Phase & Voltage Available)	Dimensions (Net) W-L-H Approx	Weight (Net) Lbs Approx
<b>P-50</b>	5"	11 1/2"	3 3/4"	7 3/4"	8" x 16"	50 Tons 13/16" (3/4") 3" (3/16")	13" Long 3/4" x 6" 1/2" x 10" 3/8" x 12" 1/4" x 12"	3" x 3" x 3/8" 3 1/2" x 3 1/2" x 5/16"	Optional 1/4" to 1 3/8" 1/2" to 1"	<b>P-50</b>	2 1/4" x 3" x 1/4"	Optional 6" / 12"	30 @ 1/2" N/A	42"	3.6 2800	12	3 HP 3 Ph.	24" x 55" x 58"	1,700
<b>P-65</b>	8"	13 1/2"	4 1/4"	9 1/4"	10" x 17"	65 Tons 1 1/16" (3/4") 5" (1/8")	15 1/2" Long 3/4" x 10" 5/8" x 15"	5" x 5" x 3/8" **4" x 4" x 1/2"	1/4" to 1 1/2" 1/2" to 1"	<b>P-65</b>	2 3/4" x 4" x 1/4"	Optional 8" / 12" / 14" / 24"	30 @ 3/4" 45 @ 3/4"	42"	7.5 3000	20	7.5 HP 3 Ph.	24" x 66" x 60"	2,600
<b>P-90</b>	10"	15"	4 7/8"	10 1/8"	12" x 21"	90 Tons 1 1/8" (1") 5" (3/16")	18" Long 1" x 8" 3/4" x 12" 1/2" x 18"	5" x 5" x 1/2"	1/2" to 2" 1/2" to 1 3/8"	<b>P-90</b>	3 1/2" x 5" x 3/8"	Optional 12" / 14" / 24"	32 @ 3/4" 45 @ 3/4"	42"	10.5 2900	25	10 HP 3 Ph.	31" x 79" x 64"	4,250
<b>P-110</b>	12"	15 1/2"	5 1/4"	10 1/4"	14 1/2" x 21"	110 Tons 1 7/16" (1") 5" (1/4")	20 1/2" Long 1" x 12" 3/4" x 18" 1/2" x 20"	6" x 6" x 5/8"	1/2" to 2" 1/2" to 1 3/8"	<b>P-110</b>	4" x 6" x 3/8"	Optional 12" / 14" / 24"	30 @ 3/4" 41 @ 3/4"	44"	10.5 3200	25	10 HP 3 Ph.	35" x 90" x 66 1/2"	5,800
<b>P-140</b>	12"	15 1/2"	5 1/4"	10 1/4"	14 1/2" x 21"	140 Tons 1 3/4" (1") 5" (5/16")	20 1/2" Long 1" x 14" 3/4" x 18" 1/2" x 20"	6" x 6" x 5/8"	1/2" to 2" 1/2" to 1 3/8"	<b>P-140</b>	4" x 6" x 3/8"	Optional 12" / 14" / 24"	30 @ 3/4" 35 @ 3/4"	44"	15 3500	25	15 HP 3 Ph.	35" x 90" x 68 1/2"	6,200
<b>PII-88</b>	9"	14"	7"	7 3/4"	11" x 38"	88 Tons 1 1/16" (1") 5" (3/16")	24" Long 3/4" x 8" 5/8" x 12" 1/4" x 24"	5" x 5" x 3/8" **4" x 4" x 1/2"	1/4" to 1 1/2" 1/2" to 1"	<b>PII-88</b>	2 3/4" x 4" x 1/4"	Optional 18" / 24" / 36" / 48"	19 @ 1" N/A	41"	7.5 3500	20	10 HP 3 Ph.	38" x 90" x 72"	4,700
<b>PII-140</b>	20 1/2"	14"	7"	7 3/4"	16" x 36"	140 Tons 1 3/8" (1 1/4") 5" (5/16")	20 1/2" Long 1" x 14" 3/4" x 18" 1/2" x 20"	6" x 6" x 5/8"	1/2" to 2" 1/2" to 1 3/8"	<b>PII-140</b>	4" x 6" x 3/8"	Optional 18" / 24" / 36" / 48"	24 @ 1" N/A	44"	15 3500	40	20 HP 3 Ph.	38" x 120" x 85"	11,930
<b>SEP-120</b>	21 1/2"	12 1/4"	2"	10 1/4"	20" x 10"	120 Tons 1 1/2" (1") 5" (1/4")	N/A	N/A	N/A	<b>SEP-120</b>	N/A	Optional 18"	16 @ 1" N/A	42"	10.5 2850	30	10 HP 3 Ph.	48" x 60" x 72"	4,100



1.800.338.5471 | 650 Race St. | Rockford, IL 61101 | [sales@piranhafab.com](mailto:sales@piranhafab.com)

[piranhafab.com](http://piranhafab.com)

## IRONWORKER

PRESS BRAKE

SHEAR

BENDING ROLL

PORTABLE PRESS

LASER

PLASMA

COMBINATION